



BHAI PARMANAND VIDYA MANDIR



HOLIDAY HOMEWORK



BHAI PARMANAND VIDYA MANDIR

Holidays Homework

2024-2025

Class I

Theme: - "Our Vibrant Planet"



Summer holidays are here again.

A great time to bond with family, visit exotic places, celebrate with friends and enjoy - a lot of fun and frolic moments. Along with rejuvenation, we at BVM believe in involving students in the activation of their spirit of creativity and their zeal of exploration.

GENERAL INSTRUCTIONS

- 1. Do all the written work mentioned below in a separate 3 in 1 notebook.**
- 2. In order to inculcate a reading habit, do one page reading (English & Hindi) daily.**
- 3. Visit the website of Jolly Phonics and practice letter sounds - www.jollylearning.co.uk.**



English

1. Learn the given spellings and write them in 3 in 1 notebook.

Choose any 15 words from the list given below and frame a sentence with each of them.

friends market playground nuclear there garden
birds pencil love magic forget strawberry high
beautiful cloud rabbit carrot balloon different
board brought umbrella basket elephant giraffe magic glad
teacher naughty fruits bottle neat enjoy morning

2. The Earth is the only planet where life exists as it is made up of water and land. There are different landforms on the Earth like mountains, hills, deserts, valleys etc. Create a scenery of your favourite landform. You can include all categories of nouns in it. Use your creativity.

3. Paste/ draw any one scene from the following on an A-3 size sheet:

- a) Airport
- b) Circus
- c) Beach Scene

Frame a few sentences on the picture on the same sheet using maximum nouns (label all objects) and use appropriate articles for the same.

हिंदी

1. गतिविधि : “हमारी पृथ्वी”

Happy Earth Day.....

संसाधनों से भरपूर है हमारी धरती माता,
कोई बरसाता अपनी करुणा इन पर,
तो कोई ज़रा भी, इनकी पीड़ा, समझ नहीं पाता।

अरबो जीवो को मिलता इनकी कोख में सहारा,
अपना सर्वस्व, यूँ तुम पर लुटाने वाली को,
चाहिये, बस रक्षा का सूत्र तुम्हारा।

चारो दिशाओ से की है इन्होंने हमारी हिफाज़त,
फिर क्यों खिलवाड़ किया प्रकृति से,
किस ने दी थी तुम्हे ये इजाज़त?

आओ चलो अब मिलकर, अपनी गलतियों को सुधारे,
मिलकर अपनी माता के इस अद्भुत सौंदर्य को संवारे।

प्रेरणा मेहरोत्रा गुप्ता।

www.positivenewscorner.com



1. ऊपर दी गई कविता को पढ़ें और उनमें प्रयोग हुए बिना मात्रा वाले शब्द, आ की मात्रा तथा इ की मात्रा वाले शब्दों को A-4 Size sheet में टेबल बना कर सही जगह में लिखें तथा हर क्रम में लिखे किन्ही 4 शब्दों से वाक्य बनाए।

उदाहरण:

बिना मात्रा के शब्द	आ की मात्रा के शब्द	इ की मात्रा के शब्द

2. Material required: 1 A-4 size sheet

अपने अनुक्रमांक के अनुसार धरती पर पाए जाने वाले पक्षी, पशु, फल तथा सब्जी के नामों के चित्र बनाकर या चिपकाकर उनके नाम लिखो I

1 से 11 - बिना मात्रा के शब्द

12 से 22 - आ की मात्रा

23 से 33 - इ की मात्रा

34 से आगे - आ तथा इ की मात्रा

3. बिना मात्रा के शब्द, आ तथा इ की मात्रा से 10-10 शब्द लिखो तथा वाक्य बनाओ I (3 in 1 notebook)

4. दिए गए चित्र को देखकर कोई 5 वाक्य बनाओ I (3 in 1 notebook)



Mathematics

1. Revise and write counting 1-500. (one time)

2. Revise and write number names (1-50). (one time)



3. Practice the given concepts by doing 10 sums each:

1. After/ Before/ Between
2. Comparison of Numbers
3. Addition on Number Line
4. Single & Double digit addition
5. Dodging Table of 2 & 3

Pages to be done in books:

Maths Book- Do Pg no. 74 (7a), 47 (4d), 79, 46 (4c), 17 (1e)

Assignment Folder- Pg no.20

Art File - Activity 11 (pg no.13),13 (Pg no.15) & 14 (Pg no.17)

EVS

1. Learn the given spellings and write them in a 3 in 1 notebook.

surname landmark nuclear family hobby tongue
fingers forehead mouth cousins sibling joint
paternal maternal parents Mizoram watering children
hospital market school post-office neighbourhood

2. Revise L-1, 2 and 3 from Assignment Folder, EVS Part A Book and Notebook.

3. Let's Be Imaginative. Make any 5 stick puppets on the following topics according to the Roll No.



Roll No.1 to 10 - Body Parts & My Family

Roll No. 11 to 20 - Neighbourhood Places, Transport & Communication

Roll No. 21 to 30 - Animal Around Us & Houses

Roll No. 31 to 41 - Solar System & Seasons

Art Integrated Homework

“The Earth is what we all have in common.”— It means that we all share the same planet. Let's do an activity to explore this planet further.

- To depict it in a better way, take a print out of the world map on an A-3 size sheet.
- Colour all the seven continents in green and all the 5 oceans with blue.
- Mark the information regarding famous food, festivals, animals, monuments, and dresses in all the continents. You can paste or draw the pictures.
- Use your creativity to make it attractive.
- Take the printouts of following revision sheets and practice them.
- There are 10 comprehension sheets. It is compulsory to attempt the first 6 comprehensions. Out of remaining you can attempt any 2 or all of them.

Comprehension - 1

Read the passage. Color the drawing.

Walter is a white polar bear.

He does not like the cold!

His black nose felt like ice.

He put on a green and blue scarf.

He drank hot chocolate in his purple mug.


Walter wants to buy some mittens!



Comprehension - 2

Cut and paste each section in the correct order.

--	--	--	--	--	--



Comprehension - 3

Draw a line from the sentence to the matching picture.

The balloon floats up into the air.



The dog plays catch with a stick.



The car has a loud horn.



The flowers in the garden are pretty.



The pizza tastes good.



Comprehension - 4

Read the sentences and write answers to the riddles.

I make sure people are safe.

I wear a badge.

Who am I?

I work at a school.

I teach kids.

Who am I?

I work at a hospital.

I help doctors.

Who am I?



Teacher



Police Officer



Nurse

Comprehension 5

Read the passage.

I went fishing with grandpa.
We walked to the dock.
We took the big boat out on the lake.
We caught three fish!
It was a good day of fishing!

Circle the picture that matches the passage.



Who did I go fishing with?


- a. Sam
- b. Grandpa
- c. Brother

We caught

_____ fish.

Comprehension – 6

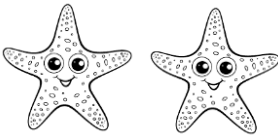
Read the lines. Draw and colour the picture.




Finny, the red fish lives in a big blue pond. Two yellow starfish live in the pond too. They like the pink lotus. T also have green shells in the pond.



On rainy days, Finny stands on a big rock and sings,



‘Swim, swim in the pond,
Let’s have a happy bond’.



Comprehension 7

Q1. Read the passage and complete the sentences.

I am Polly. Today I saw a bumblebee.

It was yellow and black in colour.

It was sitting on a flower.

It had a round body and was covered in soft hair.

After some time it flew.



1) Today Polly saw _____.

2) It was _____ and black in colour.

3) The bumblebee was sitting on a _____.

4) It had a _____ body.

Q2. From the above lines state True or False.

1) Polly saw a bumblebee today. _____

2) The bumblebee was green and black in colour. _____

3) The bumblebee was sitting on a tree. _____

4) The bumblebee had a square body. _____

5) The bumblebee's body was covered in soft hair. _____

6) The bumblebee stayed on the flower forever. _____



Comprehension-8

Q. 1 Read the given passage and answer the questions:-

Riya and Rohan are friends. They have a pet parrot. Its name is Mitthu. It likes to eat red chillies. They play all together.

A. Fill in the blanks.

1. They play all _____.
2. Rohan and Riya are _____.
3. Its name is _____.
4. Riya and Rohan have a pet _____.

B. Write any two nouns from the passage and frame sentences with them.

1. Noun- _____

Sentence-

2. Noun - _____

Sentence -



Comprehension-9

Q. 1 Read the given passage and answer the questions:-

Jim and Finn are best pals.

They go to the park daily.

Jim likes to skip.

Finn likes to jog.

Q1.Fill ups-

1.Jim likes to _____.

2.Finn likes to _____.

3.Jim and Finn go to the _____ daily.

4.Finn and Jim are best _____.

Q2.Think and write-

1.Meaning of pal-_____

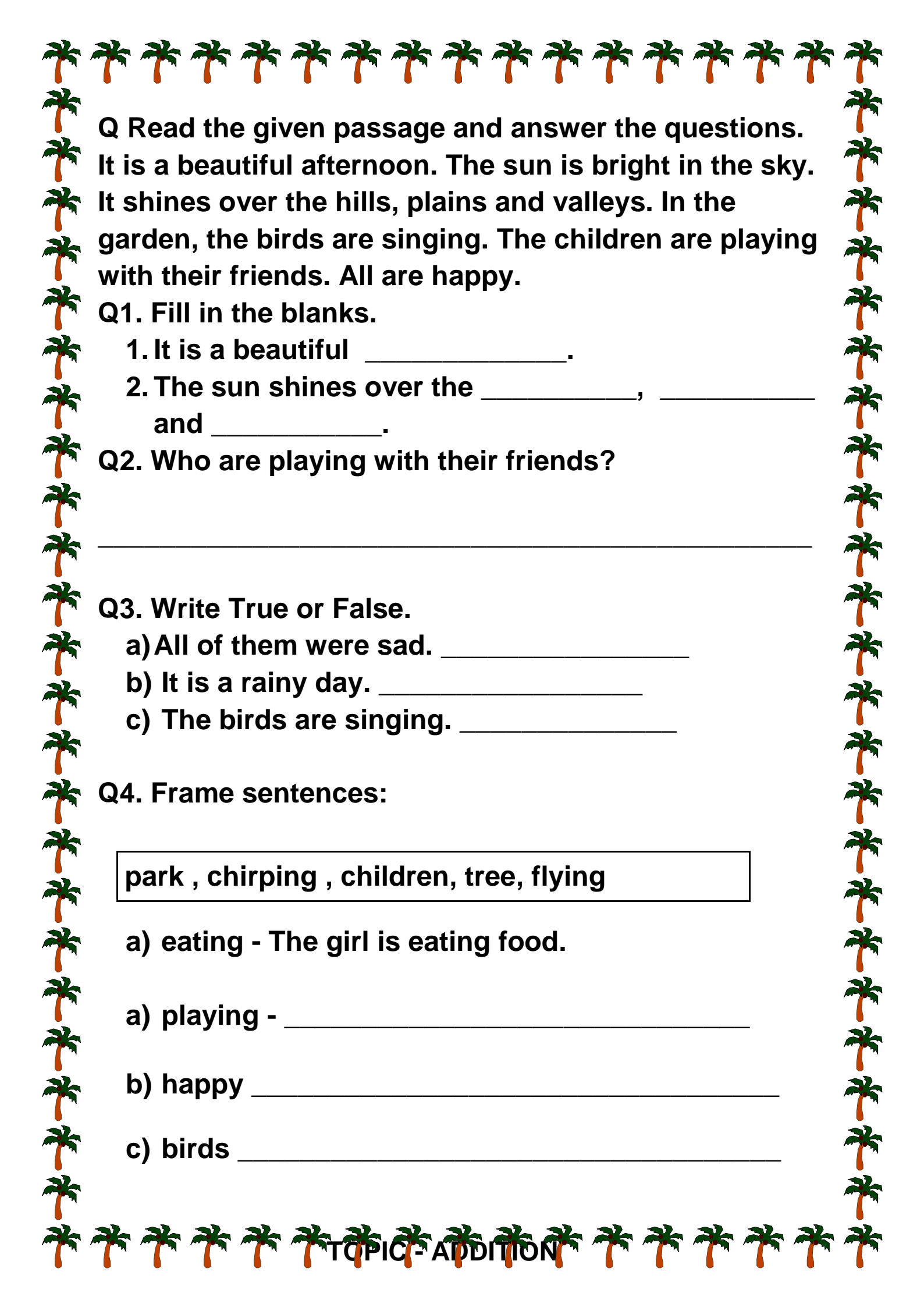
Q3.Write True or False-

1.Finn likes to swim. _____

2.Jim likes to run. _____

3.They go to the park daily. _____

Q4.Do you like to play in the park?



Q Read the given passage and answer the questions.
It is a beautiful afternoon. The sun is bright in the sky.
It shines over the hills, plains and valleys. In the garden, the birds are singing. The children are playing with their friends. All are happy.

Q1. Fill in the blanks.

1. It is a beautiful _____.
2. The sun shines over the _____, _____ and _____.

Q2. Who are playing with their friends?

Q3. Write True or False.

- a) All of them were sad. _____
- b) It is a rainy day. _____
- c) The birds are singing. _____

Q4. Frame sentences:

park , chirping , children, tree, flying

- a) eating - The girl is eating food.
- a) playing - _____
- b) happy _____
- c) birds _____



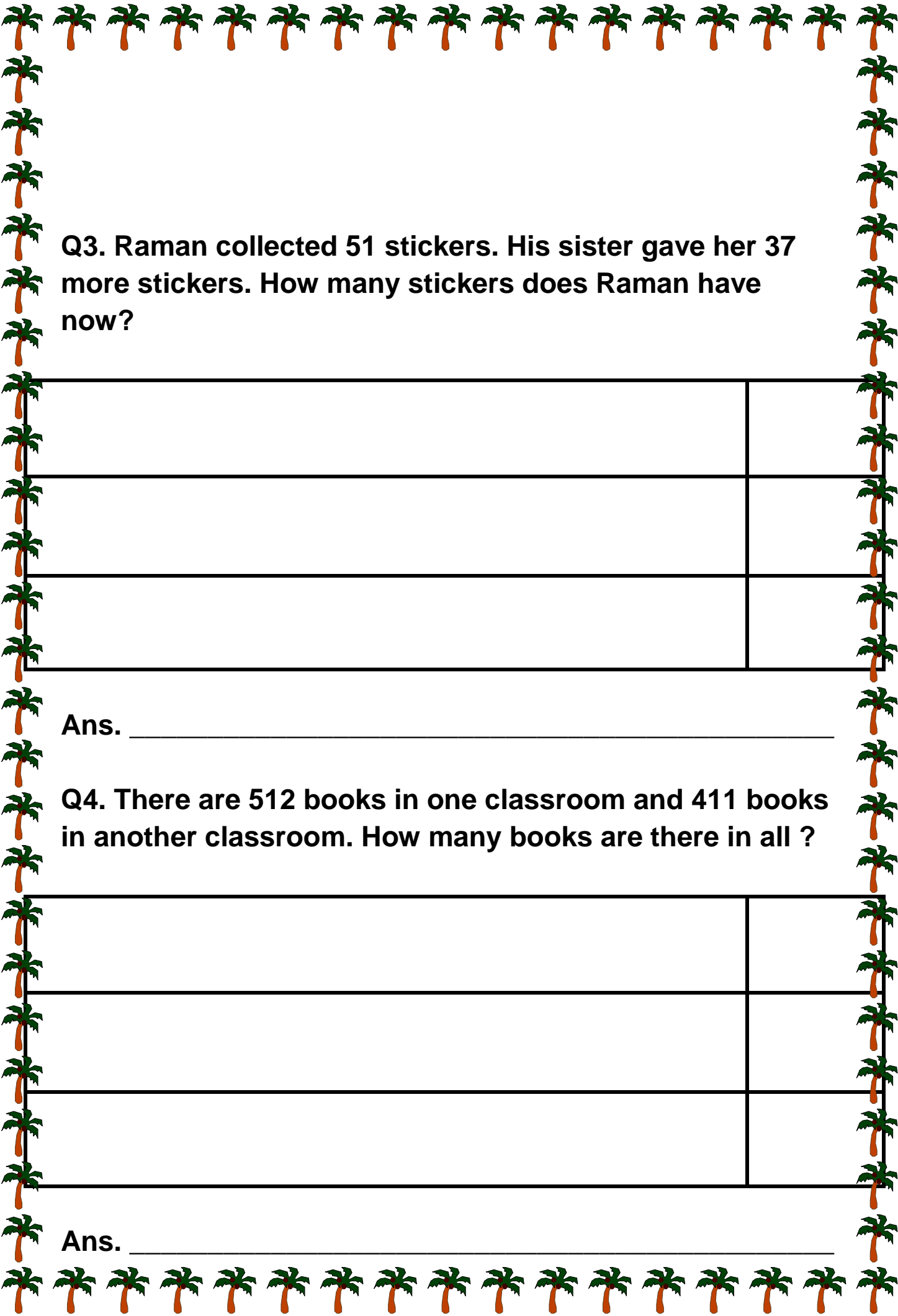
Word Problems

Q1. Geeta has 17 toys. Tina has 21 toys. How many toys do they have?

Ans. _____

Q2. Sarah baked 35 cookies. Her mom baked 61 more. How many cookies do they bake all together?

Ans. _____



Q3. Raman collected 51 stickers. His sister gave her 37 more stickers. How many stickers does Raman have now?

Ans. _____

Q4. There are 512 books in one classroom and 411 books in another classroom. How many books are there in all ?

Ans. _____



Q5. Fiza has 312 toy blocks. Her friend gives her 186 more toy blocks. How many toy blocks does Fiza have now?

Ans. _____

Q6. Timmy buys 425 apples. Then his sister buys 253 more apples. How many apples did they buy altogether?

Ans. _____