

BHAI PARMANANAD VIDYA MANDIR

SUMMER HOLIDAY HOMEWORK PRE-SCHOOL
2024-25



SWEET AS A BERRY,
SUMMER IS MERRY.
COOL FRUITS AND
LEMONADE.
A MEMORY THAT WILL
NEVER FADE.
VACATIONS ARE ALWAYS
FUN.
REMEMBER NOT TO GO OUT
IN THE SUN.

ENGLISH



A. LANGUAGE DEVELOPMENT:

Story Time: Narrate simple stories to your child; ask to recall some characters and incidents of the story by asking simple questions related to the story.

The Hungry Caterpillar

<https://youtu.be/75NQK-Sm1YY?si=CVHGnVK6CP3GefuK>

Rooster sees the world

<https://youtu.be/jOh1Mqbr8YE?feature=shared>

The Grouchy Ladybug

https://youtu.be/RFNZvJbzmms?si=APgjNumrlGLA36C_

Polar Bear, Polar Bear

https://youtu.be/e_qpGlCpMxA?si=mZ8fBH5jYBeyLGVC

B. Let's converse in English.

- I am hungry. Please give me food.
- I am thirsty. Please give me a glass of water.
- I have finished my work/food.
- May I go to the washroom.
- May I come in.



C. Kindly help your ward to become independent by assisting them in daily chores.

- Hanging a school bag.
- Proper toilet training.
- Zipping and unzipping.
- Opening and closing tiffin box
- Brush your teeth twice a day.



D. Assignment sheets.



Note for the parents-Kindly practice the letters A to Z .The PDF of sheets will be provided and you are requested to take out the print out of the attached worksheets.Take a print out of attached worksheets and help your child to complete the given sheets.

- Kindly download the Jollyphonics app on your phone/laptop.


E. Kindly inculcate a a sharing and caring attitude towards others in your ward.

- Water the plants daily to show careful attitude towards living beings.
- Greet with a smile when some guests visit your house.
- Share your toys,eatables and things with friends.
- Caring towards animals should be imbibed in children by giving water and food to animals .

MATH

A. Kindly make your ward do the following activities in a Scrap File (A4).

Number 1 : Make a sun with a bangle and colour with yellow crayon.



Number 2 : Paste the pictures of any two vehicles which have two wheels.



Number 3: Draw a traffic light and paste three colours with origami sheets. (To make kids aware of traffic signals).



Number 4: Make a square or rectangle with 4 toothpicks.

Number 5: Make a hen with hand impression.




Number **6**: Paste few pictures of insects which have 6 legs.

Number **7**: Make your ward visit “Waste to wonder park”. Paste the pictures of “Wonders of the world”.



Number **8**: Draw an octopus and paste the legs with strips of origami sheets.



Number **9**: Paste the pictures of any 9 fruits/vegetables your child likes the most.

Number **10**: Draw a jar and paste ten watermelon seeds in it.




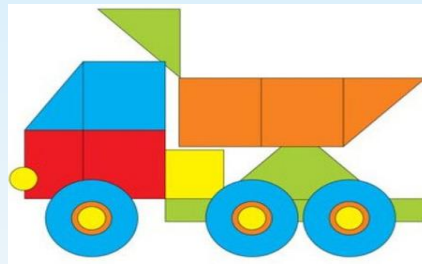

B.(1) Shapes Detective- Go on for shapes hunt.

Note for the parents- The child has to observe and explore the surroundings around them and find the maximum number of shapes and paste the pictures in the maths scrap file.



B.(2) Transportation Vehicles shapes.

Note for the parents- Give your child paper cutouts of different shapes and tell them to create any two transportation vehicles shapes from it. Paste them in the math scrap file. The examples are given below.



C. Hopscotch Activity

Note for the parents- Create a hopscotch pattern as given. Make your ward jump and say the number aloud. Don't forget to few pictures and paste it in the math scrap file.



A. Make your ward learn the following Self Introduction lines:

- My name is.....
- I am a.....(boy/girl).
- I am..... years old.
- I study in Pre School.....



B- All about me.

Note for the parents-Kindly take out the print of the given sheet and help your ward to complete it.



ALL ABOUT ME!
My name is _____

I am _____
years old

My name starts with _____

My favorite color is _____

I am a...
boy
girl



C. Use the magic words.

Teaching children magic words lays the ground work for building positive relationship with peers, teachers and the broader community.



D. World Environment Day



World Environment Day (WED) is celebrated on 5th June. It encourages awareness and actions for the protection of the environment.

Here are few activities that the child can do to contribute to our mother nature.

Grow a plant activity-

Note for the parents- Take a small pot, put some soil and seeds in it, water it every day and see how it grows each day. Click few pictures depicting the plant growth and paste the pictures in the EVSVS scrap file.

Newspaper Bag activity-

Note for the parents- Help the child to make a paper bag and guide them to use environment paper bags instead of poly bags.



E. International Picnic Day (18th June)

Go out for a family picnic. Enjoy this memorable outing click some pictures, paste them in the EVS scrap file and encourage your ward to speak few lines on the same in English.



F. Weather today.

- Create popsicle stick craft of various weather signs.
- Kids are required to memorize one line about each weather sign and present it in the class.



G. International Yoga Day



The International Day of Yoga is celebrated on 21st June. Yoga exercises have shown immense benefits for physical and mental well-being which originated in ancient India. Make it a part of daily routine.

Let's celebrate the yoga day with some yoga asanas.



Happy Father's Day



My Special Day with Dad.


**“Father’s Day - Sunday, 16th June
2024”**

Take help from your mother while planning this activity.

Fun activity for Dad.....Make healthy fruit punch.

Ingredients

- Different fruit juices of your choice.
(Apple ,Orange, Strawberry, Mango)
- 1 Lemon,
- Few mint leaves,
- Mix all the ingredients and serve it chilled.



Save water



Note for the parents-Guide your ward to save water as water is precious. Water is vital for all living beings to maintain life on Earth. We should never waste a single drop of water.


- Paste some pictures showing the ways to save water in the EVS scrap file.

Importance of trees.

Make a tree drawing on an A4 size white sheet and paste useful items we get from trees. Refer to the given picture. Paste it in the EVS scrap file.



Note for the parents- Kindly make your ward color the rainbow using the reference picture also make them learn the rainbow colors name.



Paper plate garden craft

Create a paper plate garden. Make the children paint the paper plate green to represent grass and then stick various items like real flowers or tissue paper flowers, cotton ball clouds, and even small popsicle stick fence pieces to create a vibrant garden scene. Look at the given picture for your reference 🙌



happy
holidays!

